

## Phenomena of interference and Young's double slit experiment : A Review

Seema, Assistant Professor, Department of Physics, IDC Kinana.

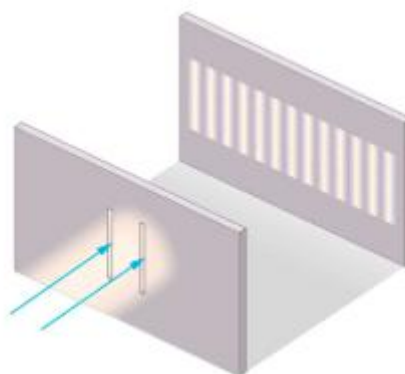
**Abstract :** The double-slit experiment in quantum mechanics is an experiment devised by physicist Thomas Young. It shows that light has both a wave nature or characteristic and a particle nature or characteristic, and that these natures are inseparable. So light is said to have wave–particle duality rather than be only a wave or only a particle. The same is true of electrons and other quantum particles. Although Christiaan Huygens thought that light was a wave, Isaac Newton did not. Newton felt that there were other explanations for color, and for the interference and diffraction effects that were observable at the time. Owing to Newton's tremendous stature, his view generally prevailed. The fact that Huygens's principle worked was not considered evidence that was direct enough to prove that light is a wave. The acceptance of the wave character of light came many years later when, in 1801, the English physicist and physician Thomas Young (1773–1829) did his now-classic double slit experiment

ISSN 2454-308X



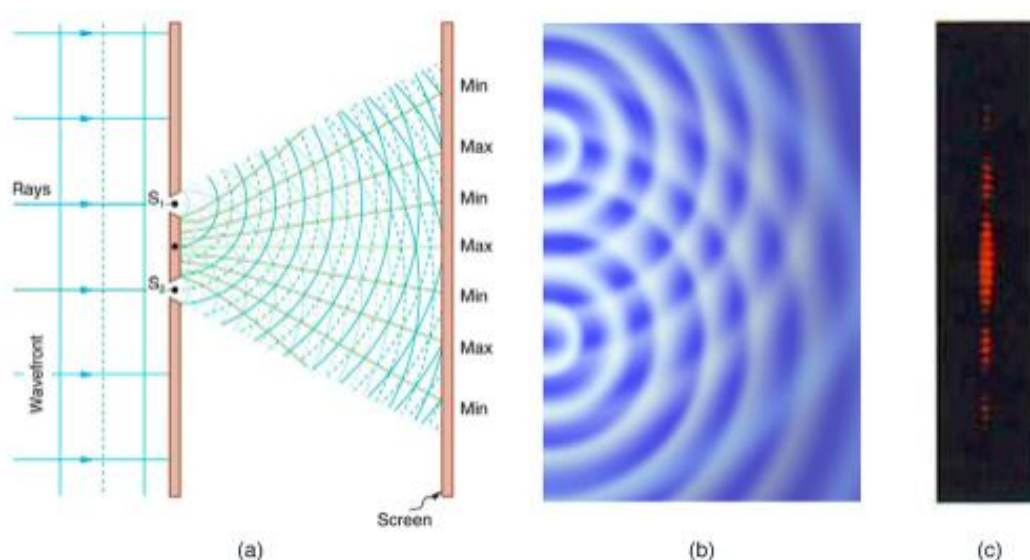
**Key Words :** Double-slit experiment, Quantum Mechanics etc.

**Young's double slit experiment :** Here pure-wavelength light sent through a pair of vertical slits is diffracted into a pattern on the screen of numerous vertical lines spread out horizontally. Without diffraction and interference, the light would simply make two lines on the screen. Two slits provide two coherent light sources that then interfere constructively or destructively. Young used sunlight, where each wavelength forms its own pattern, making the effect more difficult to see.



When light passes through narrow slits, it is diffracted into semicircular waves, as shown in [link](a). Pure constructive interference occurs where the waves are crest to crest or trough to trough. Pure destructive interference occurs where they are crest to trough. The light must fall on a screen and be scattered into our eyes for us to see the pattern. An analogous pattern for water waves is shown in [link](b). Note that regions of constructive and destructive interference move out from the slits at well-defined angles to the original beam. These angles depend on wavelength and the distance between the slits, as we shall see below.

Double slits produce two coherent sources of waves that interfere. (a) Light spreads out (diffracts) from each slit, because the slits are narrow. These waves overlap and interfere constructively (bright lines) and destructively (dark regions). We can only see this if the light falls onto a screen and is scattered into our eyes. (b) Double slit interference pattern for water waves are nearly identical to that for light. Wave action is greatest in regions of constructive interference and least in regions of destructive interference. (c) When light that has passed through double slits falls on a screen, we see a pattern such as this.



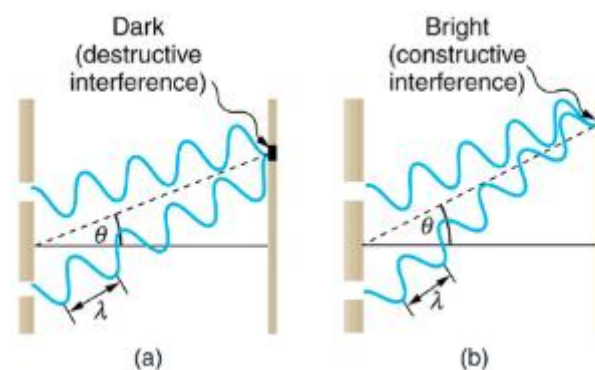
To understand the double slit interference pattern, we consider how two waves travel from the slits to the screen. Each slit is a different distance from a given point on the screen. Thus different numbers of wavelengths fit into each path. Waves start out from the slits in phase (crest to crest), but they may end up out of phase (crest to trough) at the screen if the paths differ in length by half a wavelength, interfering destructively as shown above in a). If the paths differ by a whole wavelength, then the waves arrive in phase (crest to crest) at the screen, interfering constructively

b). More generally, if the paths taken by the two waves differ by any half-integral number of wavelengths  $[(1/2)\lambda, (3/2)\lambda, (5/2)\lambda, \text{etc.}]$ , then destructive interference occurs. Similarly, if the paths taken by the two waves differ by any integral number of wavelengths  $(\lambda, 2\lambda, 3\lambda, \text{etc.})$ , then constructive interference occurs.

**Waves follow different paths from the slits to a common point on a screen.**

(a) Destructive interference occurs here, because one path is a half wavelength longer than the other. The waves start in phase but arrive out of phase.

(b) Constructive interference occurs here because one path is a whole wavelength longer than the other. The waves start out and arrive in phase.



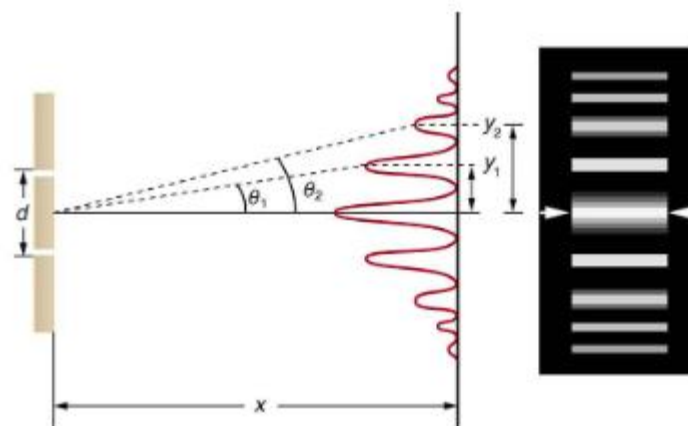
If the screen is a large distance away compared with the distance between the slits, then the angle  $\theta$  between the path and a line from the slits to the screen (see the figure) is nearly the same for each path. The difference between the paths is shown in the figure; simple trigonometry shows it to be  $d \sin \theta$ , where  $d$  is the distance between the slits. To obtain **constructive interference for a double slit**, the path length difference must be an integral multiple of the wavelength, or

$$d \sin \theta = m\lambda, \text{ for } m = 0, 1, -1, 2, -2, \dots \text{ (constructive).}$$

Similarly, to obtain **destructive interference for a double slit**, the path length difference must be a half-integral multiple of the wavelength, or

$$d \sin \theta = (m + \frac{1}{2}) \lambda, \text{ for } m = 0, 1, -1, 2, -2, \dots \text{ (destructive),}$$

where  $\lambda$  is the wavelength of the light,  $d$  is the distance between slits, and  $\theta$  is the angle from the original direction of the beam as discussed above. We call the **order** of the interference. For example,  $m=4$  is fourth-order interference.



The interference pattern for a double slit has an intensity that falls off with angle. The photograph shows multiple bright and dark lines, or fringes, formed by light passing through a double slit.

### Conclusion

- Young's double slit experiment gave definitive proof of the wave character of light.
- An interference pattern is obtained by the superposition of light from two slits.

### References :

1. Quantum Mechanics (3<sup>rd</sup> edition) by L. I. Schiff
2. Quantum Mechanics (2<sup>nd</sup> edition) by B. H. Bransden and Joachain
3. Quantum Mechanics (3<sup>rd</sup> edition) by S. Gasiorowicz
4. Quantum Mechanics (3<sup>rd</sup> edition) by E. Merzbacher